



Approved tack and equipment for British Dressage competitions

Effective from 18 June 2018

To be used with the corresponding rules in the Members' Handbook



This revised pictorial guide has been devised to be used alongside the British Dressage Members' Handbook for clarification on permitted tack and equipment. British Dressage endeavours to mirror FEI Rules for permitted tack and equipment.

Tack reviews are ongoing but new for 2018, any additional permitted tack and equipment updates will only be issued twice yearly to coincide with the beginning of the summer and winter seasons (1 December and 18 June).











At all BD Championships, there will be an appointed BD Steward(s) in attendance in all warm up arenas responsible for tack and equipment checking every competitor each time they compete. This will be a physical (not just visual) tack check, including nosebands. It's the organisers' responsibility to appoint stewards for this function and they must be BD or FEI qualified to the appropriate level.

For the complete guidelines on permitted tack and riding the test and penalties, please see sections 14 and 15 of the Members' Handbook.

If the equipment that you are looking at are similar to those pictured, they are permitted for use in BD competitions, if you have a query on any tack or equipment that you are unsure about, please email a picture of the item to the Sports Operations Officer for clarification.





NB: Please note that bridles without a throatlash will be permitted for use - this will be reviewed in the British Dressage Tack review prior to the release of the 2019 Members Handbook.

Bits









			Date introduced
Eggbutt		✓	Pre Dec 2017
Loose ring		✓	Pre Dec 2017
Sleeved cheeks		✓	Pre Dec 2017
Shaped sleeved cheeks		✗	Pre Dec 2017
Full cheek / Fulmer		✓	Pre Dec 2017
Hanging cheek/Baucher		✓	Pre Dec 2017
D-ring		✓	Pre Dec 2017
Various gag cheeks		✗	Pre Dec 2017
Myler (or similar) cheeks for use with hooks		✗	Pre Dec 2017
Bevel Bit/Cheeks		✗	Pre Dec 2017

Any combination of permitted cheeks and permitted mouthpieces can be used under BD rules.








Bits/Mouthpieces

Ported Unjointed bit		✓	Dec 2017
Loose ring Dressage Plate		✓	Dec 2017
Cable double jointed		✓	Dec 2017
Ported barrel		✓	Dec 2017
Flexible Mullen Mouth		✓	Dec 2017
Cable Single Jointed		✓	Dec 2017
Mullen Mouth		✓	Dec 2017
Magic Bit		✓	Pre Dec 2017











Bits/Mouthpieces

Double Jointed Snaffle		✓	Dec 2017
B-ring snaffle		✗	Dec 2017
Dr Bristol		✗	Pre Dec 2017
Loose Ring Tube		✗	Pre Dec 2017
Jointed Barrel Mouthpiece		✓	Pre Dec 2017
Low ported Barrel		✓	Pre Dec 2017
Double jointed plastic bit		✓	Pre Dec 2017
Nathe/Nylon Straight Bar		✓	Dec 2017



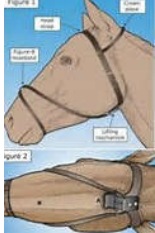



Bits/Mouthpieces













Happy Mouth straight bar		✗	Pre Dec 2017
Hippus C1100		✗	Pre Dec 2017
Kimblewick		✗	Pre Dec 2017
Magennis		✗	Pre Dec 2017
Weymouth (largest and smallest ports illustrated)		✓	Dec 2017
Plastic covered Weymouth		✓	Dec 2017
Neue Schule Turtle Tilt		✓	Dec 2017

Bits/Mouthpieces

Winning Tongue Plate NP Bit (any type)			Pre Dec 2017
Various mouthpieces			Pre Dec 2017
Bit guards		 Not permitted	Pre Dec 2017
Clip cheek piece attachment			Pre Dec 2017
Bit clips on ergonomic bridles		 Not permitted	Pre Dec 2017







Bridles and Nosebands

Bridle with anatomical/padded headpiece			✓	Pre Dec 2017
Combination/Ergonomic Bridles (clips on Micklem are not permitted)			✓	Pre Dec 2017
Cornell Collar			✗	Pre Dec 2017
Dyon X-Fit Anatomic			✓	Pre Dec 2017
Dyon Double			✗	Pre Dec 2017
Stubben Snaffle 2500 Freedom			✓	Pre Dec 2017

Bridles and Nosebands				
Shadow Horse – bridle with D-rings at Poll				Dec 2017
PS of Sweden noseband				Pre Dec 2017
Drop noseband				Pre Dec 2017
Figure of eight or Grackle noseband (sheepskin pad under crossover sections is permitted)				Pre Dec 2017
Flash noseband				Pre Dec 2017
Tota Comfort System Noseband				Pre Dec 2017













Bridles are to be used in the conventionally accepted manner and must consist of a brow band, cheek pieces and noseband unless a combination bridle is used. Bridles are to be black, brown, grey or navy.

Saddles and Stirrups

Western saddle		✗	Pre Dec 2017
Side saddle		✓ Although the organiser & judge must be notified prior to competition	Pre Dec 2017
Arabian saddle		✗	Pre Dec 2017
Iberian saddle		✗	Pre Dec 2017
Magnetic Stirrups		✗	Pre Dec 2017
Rainbow Stirrups		✗	Pre Dec 2017

Saddles are to be black, brown, grey or navy – small panels of colour are permitted.

Whips and Spurs


Comb spurs			Pre Dec 2017
Rollerball spurs			Pre Dec 2017
Rowelled spurs		 Rowels must have rounded ends – rowelled spurs with pointed ends will be removed	Pre Dec 2017
Spursuaders			Pre Dec 2017
Swan neck spurs		 Fitted as illustrated left	Pre Dec 2017
Vertical rowels/Rollerball Spurs			Pre Dec 2017

Please see individual Championship rules for specific rulings on whips and spurs.

Riders may carry one whip unless they hold a valid dispensation certificate. Whips may be used at Premier Leagues unless the selectors specify otherwise.

The use of a whip is not permitted at Area Festivals, Regionals or National/Winter Championships and will result in elimination.

Competitor Dress

Navy jackets with red collar and points (tail coat or short coat)		 Only permitted if riders have been selected to compete for Team GBR	
Mirrored hats			
Top hats		 Only permitted for Advanced to Grand Prix level although organisers may request riders under 21 wear a protective hat	Pre Dec 2017

Jackets may be in any conservative colour in muted tones. Contrast piping is permitted. Jackets must be worn in all Championship, Regional, Premier League and High Profile classes, however you are permitted to ride without a jacket in all other classes. A fitted waistcoat in a conservative colour may be worn. If no jacket is worn, a sleeved traditional style shirt with a tie, American collar or fastened stock is permitted.

Additional equipment/accessories




Fly veil/hood		 Infrared hoods are <u>not</u> permitted	Pre Dec 2017
Nosenet (use with strap on the chin not permitted)		 Not permitted under FEI rules	Pre Dec 2017
Face Masks		 Not permitted under FEI rules	Pre Dec 2017
Hoof Boots		 Any covering of the heel is not permitted	Pre Dec 2017
Kinesiology Tape		 Although permitted for warm up	Pre Dec 2017

Table of penalties for contraveaning rules

Rule	Rule No	Penalty
Gaiters – not matching the boot	123	Two mark deduction
Spurs – not made of metal	124	Two mark deduction
No spurs at Advanced level upwards. Spurs worn upside down. Excessive use of spurs. Comb spurs worn.	124	Elimination
Carrying a whip in an Area Festivals, Regional Championships and Championships (without dispensation).	125	Elimination
Carrying more than one whip. Excessive use of the whip.	125	Elimination
Saddle – western / other specified styles	127	Elimination
Saddle - incorrect colour		Two mark deduction
Boots fixed to the stirrup by mechanical means (without dispensation)		Elimination
No stirrup Leathers and irons		Elimination
Bridle – Incorrect colour	130	Two mark deduction
Decorated with tassels		Two mark deduction
Indiscreet padding		Two mark deduction
Padding of cheek pieces		Elimination
No bridle number worn or incorrect number	147	Two mark deduction
Only one bridle number worn		Two mark deduction
Double bridle at Preliminary & Novice.	130	Elimination
No noseband.		Elimination
Bitguards.	131	Elimination
Martingales, bearing, side or running reins of any kind; any sort of blinkers.	132	Elimination
Bandages or boots worn during the test.	132	Elimination
Tongue straps	133	Elimination
Unusual decoration	132	Elimination
Hoof boot or replacement shoes which cover the heel	132	Elimination
Prohibited bits	138-9	Elimination

Rule	Rule No	Penalty
Commanders reading anything other than the printed text or extracts there from or emphasising any part of the command	150	Elimination
Incorrect salute	155	Two mark deduction
Any outside assistance by voice or signs, etc. designed to help a competitor improve their performance	151	Elimination
Intentionally entering the arena before the signal to start	153	Two mark deduction
Failing to enter the arena within 45 seconds of the signal to start	153	Two mark deduction
Failure to start after 90 seconds from signal to start	153	Elimination
Repeating a movement (penalise as error of course and mark first attempt only)	154	Appropriate to error
Horse placing all four feet outside the arena where the surround is continuous and less than nine inches and is marked by boards or similar	163-4	Zero for that movement
Horse placing all four feet outside the arena where the arena is marked by a line only or intermittent boards	153	At Judges discretion
Horse leaving the arena when the surround is continuous and nine inches high or more	157	Elimination
Leaving the arena not under control	157	Elimination
Rider dismounting without a reason acceptable to the judge	158	Zero for that movement
Fall of horse and/or rider	158	Retire from Test
Horse refusing to continue for a period of 20 consecutive seconds	159	Elimination
Use of voice	161	Two mark deduction for each movement
When a competitor makes an 'error of the test' (trots rising instead of sitting, at the salute does not take the reins in one hand, etc) he must be penalised as for an 'error of test'.	164-66	Appropriate to error
Rising trot in Advanced Medium and above tests	156	Two mark deduction for each movement
Lameness	167	Elimination

Rule	Rule No	Penalty
Dressage to Music test exceeding the time allowed or more than 30 seconds shorter than the stated time.	162	Two mark deduction
Movements of a higher standard than level for the Dressage to Music test being performed.	162	Two mark deduction
Hats – Incorrect colour	120	Two mark deduction
No hat. (no penalty if hat comes off during test and rider has to restart a movement after retrieval).		Elimination
Hat of incorrect standard i.e. no harness etc. (Introductory to Advanced Medium)		Elimination
Jacket – not worn at championships, regionals, area festivals or high profile shows. Incorrect colour	118	Two mark deduction
Breeches – incorrect colour, patterned	121	Two mark deduction
Waistcoat – incorrect colour	118	Two mark deduction
Gloves – not worn	122	Two mark deduction
Shirt – incorrect colour or sleeveless	118	Two mark deduction
Boots – not appropriate for riding	123	Two mark deduction